



# **START SOMETHING NEW**

**A PRACTICAL HANDBOOK FOR STARTING SOMETHING NEW ON COLLEGE CAMPUSES**

**INTERVARSITY**

“AND HE WHO SITS ON THE THRONE SAID  
“BEHOLD, I AM MAKING  
**ALL THINGS NEW.**  
WRITE THIS DOWN, FOR THESE WORDS  
ARE FAITHFUL AND TRUE.””  
REVELATION 21:5

“STILL OTHER SEED FELL ON GOOD SOIL.  
It came up, grew and produced a crop,  
some multiplying thirty, some sixty,  
some a hundred times. Then Jesus said,  
‘Whoever has ears to hear, let them hear.’”  
MARK 4: 8-9

“THEN JESUS ASKED,  
‘WHAT IS THE KINGDOM OF GOD LIKE?  
WHAT SHALL I COMPARE IT TO? IT IS  
LIKE A MUSTARD SEED, WHICH A MAN  
TOOK AND PLANTED IN HIS GARDEN. IT  
GREW AND BECAME A TREE, AND THE  
BIRDS PERCHED IN ITS BRANCHES.’”  
LUKE 13: 18-19

**THE FACT THAT YOU HOLD THIS BOOKLET** in your hands means that you are among the adventurous, the hopeful, the visionaries, the movers and shakers. We dare to believe God is true to his word, and therefore is moving heaven and earth, cultivating the soil of human hearts, planting seeds of the gospel which grow into belief and transform the world. We believe this is how the Kingdom of God grows. We want to be in the middle of it!

We believe Jesus is the Master Planter—somehow finding ways to start new life in the most spiritually desolate places on earth. We love to see the Master work, and we’re eager to be involved in it. We look around us and see the places and people that seem overlooked or forgotten, and it bothers us. It moves us. We feel compelled to do something about it. Deep down, we know that God is on a mission, and we sense him calling our names to join him.

This handbook is designed to walk you through the most important steps in planting a ministry on campus. Each section builds on the previous ones. The “Crucial Next Steps” will keep you moving forward—so don’t skip them!.

Email us at [startsomethingnew@intervarsity.org](mailto:startsomethingnew@intervarsity.org).

Shawn Young  
Serene Neddenriep

# WHAT DO YOU WANT TO PLANT?

## **JUNIOR VOLLEYBALL CAPTAIN:**

I have a lot of friends who are athletes. We're kind of a separate community on campus and we need a place where athletes can talk about life, God, questions, and priorities. I think there's a ton of potential to share the gospel.

## **JUNIOR TRANSFER STUDENT:**

I was a leader in the InterVarsity chapter at UT Pan American. But I had to transfer to another campus to finish my degree, and there were no Christian groups at the new campus. So I'm starting a chapter at my new school.

## **GRAD STUDENT:**

I'd like to start a missional network for Christian grad students and faculty. I have some ideas for how we can impact the campus.

## **COMMUTER STUDENT:**

I want to put *community* back into my community college, and I think Jesus has what my campus and the students there need.

## **FRESHMAN STUDENT:**

There are a few Christians in the freshmen dorm on our campus, but they aren't really focused on reaching out to people yet. I want to see if we can start one Bible study that leads to more—until there's a group on every floor.

## **SENIOR THEATRE MAJOR:**

I have a lot of friends in the theatre department. Some of them are really negative about Christianity, but others seem more open. We've been having a lot of spiritual conversations lately—maybe I could start a GIG (Group Investigating God) and see what happens from there.

## **SOPHOMORE STUDENT:**

I'm meeting a lot of international students this year. I've already had several conversations about the Bible with people—it seems like it would be easy to get a Bible study started, or maybe more than one.



# THIS HANDBOOK CAN HELP YOU IF:

You would like to engage a community of people or some part of campus that your InterVarsity chapter isn't connecting with.

**-OR-**

You are transferring to a campus that doesn't have a Christian ministry.

## **FOR INDIVIDUALS**

We begin by speaking to you. We intend to help you see God's vision for the campus or a specific part of campus, and hear his call to reach others. We'll walk you through the steps of sharing this vision with potential mission partners and planting the new ministry together.

## **FOR GROUPS**

But you don't have to begin by yourself. You might already have a group of mission-minded friends or a small group Bible study that you are leading. This handbook can be used to take your group through the whole process together, so that the entire adventure is shared from the beginning.



# the WHOLE picture

## 10 vision

Seeing your campus through God's eyes

## 22 preparation

Cultivating the ground for planting

## 36 planting seeds

Reaching out with your message

## 48 producing fruit

Leading a missional group

## 60 making apprentices

Preparing more workers for the harvest

## 70 multiplication

Releasing new leaders to plant missional groups on campus

## 78 tools

Equipping you to see great things happen

All rights reserved by InterVarsity Christian Fellowship. Do not copy any part of this booklet without express written permission from the authors. (The worksheet on page 83 is designated to be copied.)

All scriptures are from the TNIV version of the Bible.



# VISION

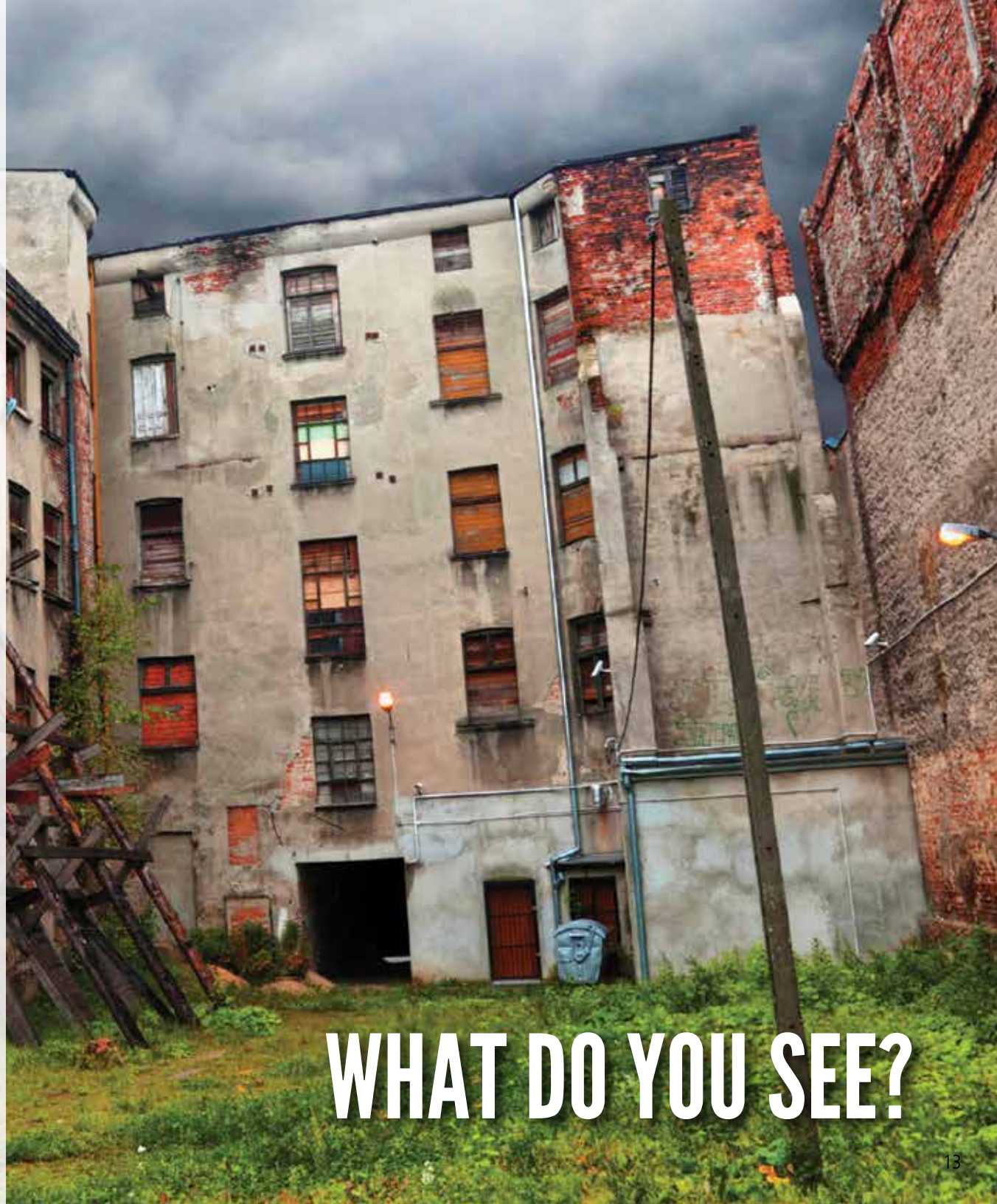
Seeing your campus through God's eyes

**SOME PEOPLE** look at an abandoned lot and think, “This place is a dump. Somebody ought to do something about it.” They see the trash, broken bottles, and graffiti as just another nuisance to avoid. Maybe they even toss their own garbage over the fence, thinking, “What difference does it make?” They see nothing worthwhile in that space, no potential for anything better. They feel no connection or desire to do anything about it.

But God sees the world differently. God, in his expansive love, always has vision for what could be. God sees abandoned places and abandoned people in our sin-torn world, and he is moved to redeem and restore them to their original glory. He is the God of inexhaustible hope—there is nothing (and no one!) so broken or destroyed that he can’t renew them.

That’s not all. This unstoppable Spirit of God lives in you. And he lives through you. God wants to transform the world by giving his Spirit to us, making us his partners in salvation. His spirit enables us to see the world as he sees it. He gives us vision for renewing the places and people around us. In fact, the closer you get to God, the more you’ll start to notice the “abandoned” people in the world. You’ll become interested in people you used to ignore, concerned about people you’ve never cared about, compassionate for people you’d normally avoid, and friends with people you thought you had nothing in common with.

When God wants to start something new, he gives us a vision—a sense of what could be. He causes us to care, become involved, and even make sacrifices for the sake of others. When that happens to you, know that it’s God’s Spirit, giving you new eyes to see the world differently.



**WHAT DO YOU SEE?**



**“I TELL YOU,  
OPEN YOUR EYES  
AND LOOK  
AT THE FIELDS!  
THEY ARE RIPE  
FOR THE HARVEST.”**

**IS THERE A PLACE** on campus that has caught your attention? Is God helping you to see that place with spiritual eyes and recognize the potential for his presence to renew that place? What vision is God giving you? The next pages will help you clarify the vision God is giving you!

**What “forgotten or abandoned” spaces have you noticed on your campus?**

*You might think about places like:*

- A dorm building or floor
- A department lounge, science lab, or art studio
- A student activity center
- The student union
- A Greek house
- A sports locker room

*Or you might think about groups of people like:*

- The Ski Club [or other recognized clubs]
- International students
- The women’s soccer team [or other teams]
- Student Organization of Latinos [or other ethnic-specific organizations]
- Affinity groups [engineering students, members of the marching band, nursing students, student government, intramural sports]
- Informal social networks [gamers, social activists, artists, smokers, party-ers]



In the space below, write down a place or people group that you feel the strongest sense of calling to reach. This might be the place where you have the most relational connections, but not necessarily. Be open to God's leading. He often calls us to a place or people group that seems foreign to us.

*I think God is giving me vision to reach out to...*

Who do you already know in this people group or place? List their names below:

# THROUGH GOD'S EYES

How do you see the physical, emotional or spiritual needs in these places or among these people?

How does this reality affect you personally?  
What do you wish was different?

What else do you see when you look at these people/places with spiritual eyes? What potential do you see in these people?

How is the Christian community interacting with or avoiding the people/places you are thinking about?

What do you think God wants to see happen with these people/places?

What excites you most about this vision?  
What do you think would result if this vision became a reality?

# PUT IT ALL TOGETHER

Using words you've already written about God's vision for these people, put it all together clearly. It might help to use these sentences:

*When I look at these people/places, I see...*

*In response to that, I believe God wants me to...*

*I'm excited about seeing...*

*I think it's going to take...to become a reality.*



# CRUCIAL NEXT STEP

## NOTES

**SHARE** your vision statement with at least three trusted friends this week to get their input. Ask them:

- What seemed most compelling or interesting about this vision?*
- What questions do you have about it?*
- What could have been more clear?*
- How would you have said it differently?*
- Who do you think would join me in this mission?*

**take notes** on their responses.

**ask them to pray with you** about this vision.

---

## FOR GROUPS

If you are going through this handbook with a group, each individual can do the **CRUCIAL NEXT STEP**, and then you can debrief it the next time you get together.

- How did people respond?*
- How has the vision become clearer to you?*
- Who would want to join this group and help the mission go forward?*



# PREPARATION

Cultivating the ground for planting

## LUKE 10: 1-7

<sup>1</sup> After this the Lord appointed seventy-two others and sent them two by two ahead of him to every town and place where he was about to go. <sup>2</sup> He told them, "The harvest is plentiful, but the workers are few. Ask the Lord of the harvest, therefore, to send out workers into his harvest field. <sup>3</sup> Go! I am sending you out like lambs among wolves. <sup>4</sup> Do not take a purse or bag or sandals; and do not greet anyone on the road.

<sup>5</sup> "When you enter a house, first say, 'Peace to this house.' <sup>6</sup> If the head of the house loves peace, your peace will rest on that house; if not, it will return to you. <sup>7</sup> Stay there, eating and drinking whatever they give you, for workers deserve their wages. Do not move around from house to house."

## THINK ABOUT IT

There's a lot of preparation going on!

- Jesus prepares the 72 for a mission
- the 72 prepare families and towns for Jesus
- the whole region is prepared for "harvest"
- the Kingdom of God is prepared for Jesus

How do you see the theme of preparation in this scene? Who and what is being prepared? What are they being prepared for?

What do you notice about the way Jesus sends the 72 out? Why do you suppose he did it this way?

Put yourself in their shoes: How would you feel if you were being sent into a community with no supplies or money?

How are the sent ones supposed to decide who to stay with?



How might this pattern of blessing people to see how they respond be helpful to you as you reach out to others on campus?

What kind of relationship do you see between the sent ones and the homes they stay with? What are the advantages of approaching this mission as both a giver and receiver (versus being just a giver)?

Why do you think Jesus sent people out in pairs? List any advantages you see in having partners in a mission:

What attitudes, beliefs, and qualities do you think it's important to have in order to thrive in a mission situation like this?

# WHO ARE YOUR PARTNERS?

List the names of anyone you've shared your vision with and people you think might be excited about partnering in this mission.

What attitudes, beliefs, and qualities are you looking for in partners for your mission?



# CRUCIAL NEXT STEP

## NOTES

**INVITE** everyone on your lists (from the previous page) to get together to explore what God might be saying to you. If you can meet in or near the place where you believe God is calling you to reach, that's ideal—but try to find a spot where you won't be interrupted. Ask people to bring their Bibles. Take them through the Luke 10:1-7 passage, using the questions on the previous pages, and see how they respond. Make it interactive—ask each question and allow some good discussion between people before you share your own thoughts.

**TAKE SOME TIME** to share your vision (from page 19) with your potential partners. Ask them:

- *How do you feel about this idea?*
- *What advice would you give me about moving ahead?*
- *Do you think God might be saying something to you/us about this?*
- *How do you want to partner with me to plant this new ministry/outreach?*

## Acts 17: 16-28

<sup>16</sup> While Paul was waiting for them in Athens, he was greatly distressed to see that the city was full of idols.

<sup>17</sup> So he reasoned in the synagogue with both Jews and God-fearing Greeks, as well as in the marketplace day by day with those who happened to be there. <sup>18</sup> A group of Epicurean and Stoic philosophers began to debate with him. Some of them asked, “What is this babbler trying to say?” Others remarked, “He seems to be advocating foreign gods.” They said this because Paul was preaching the good news about Jesus and the resurrection. <sup>19</sup> Then they took him and brought him to a meeting of the Areopagus, where they said to him, “May we know what this new teaching is that you are presenting?” <sup>20</sup> You are bringing some strange ideas to our ears, and we would like to know what they mean.” <sup>21</sup> (All the Athenians and the foreigners who lived there spent their time doing nothing but talking about and listening to the latest ideas.)

<sup>22</sup> Paul then stood up in the meeting of the Areopagus and said: “People of Athens! I see that in every way you are very religious. <sup>23</sup> For as I walked around and looked carefully at your objects of worship, I even found an altar with this inscription: TO AN UNKNOWN GOD. So you are ignorant of the very thing you worship—and this is what I am going to proclaim to you.

<sup>24</sup> “The God who made the world and everything in it is the Lord of heaven and earth and does not live in temples built by hands. <sup>25</sup> And he is not served by human hands, as if he needed anything. Rather, he himself gives everyone life and breath and everything else. <sup>26</sup> From one man he made all the nations, that they should inhabit the whole earth; and he marked out their appointed times in history and the boundaries of their lands. <sup>27</sup> God did this so that they would seek him and perhaps reach out for him and find him, though he is not far from any one of us. <sup>28</sup> ‘For in him we live and move and have our being.’ As some of your own poets have said, ‘We are his offspring.’”

## PAUL'S PREPARATION FOR MISSION

As Paul waited for his partners to join him in Athens, he became greatly distressed to see that the city was full of idols. But he didn't just jump to that conclusion. First, he spent time walking around, gathering information, “looking carefully at your objects of worship.” He must have learned a lot about the culture, traditions, values, and beliefs of the Athenians. That would explain why his message in the public meeting had no references to the Bible or Jewish belief systems—instead, he quoted one of their poets.

**Paul was communicating the good news in terms they understood. They understood his message, because he understood their cultural and religious assumptions.**

Paul wasn't a passive, distant observer either. He “reasoned” with people, engaging in dialogue in a way that invited their responses. Some people debated with him, but others just wanted to hear more of “this new teaching.” Rather than distancing himself from the people and their practices, he tried to understand them and build bridges to the good news. It's clear he genuinely cares about these people. Otherwise he wouldn't be distressed about their idol worship. Preparation means taking the time to truly understand the people you are being sent to and interacting with them to find ways the gospel speaks to their hearts and minds.



## CRUCIAL NEXT STEP

**PRAYER-WALK** in the place you are being sent. Grab your mission partners and try this:

Go to the place that God is sending you to plant new ministry, whether it's a whole campus or a part of campus you're already on. If God is sending you primarily to a group of people, not a place, then go to the place where you often find those people.

If it's helpful, begin by discussing some of the key lessons from Paul's preparation in Acts 17. Think about what it has to do with your situation on campus.

Prayer walks are powerful because they help you explore, learn, and interact with people while it deepens your relationship with your mission partners. Do it more than once, inviting new partners to come with you!

### STEP 1: prepare the "ground" with prayer

#### 1st request: Luke 10:2

Pray that the Lord would send workers into this place—it's going to take more than you to reach the people here. Ask God to bring more students or faculty to join your mission.

#### 2nd request: Colossians 4:3

Pray that there would be open doors for the Word, and that God would show creative ways for the Kingdom to come and the gospel to be proclaimed. Pray that God would give opportunities for the gospel to be spread even during this prayer walk.

#### 3rd request: Luke 10:6

Pray for God to reveal or raise up people of peace as gateways to the community. Like the disciples as they visited towns, we need people to welcome us to this community and help provide us regular access. Pray that you would meet them and connect deeply with them.

#### 4th request: 2 Corinthians 4:3-4

Pray for the blinders to be removed, for eyes to be opened up. Pray for each person you see. Ask that those you encounter would be able to see Jesus, and that whatever stands in their way (sin, people, hardness of heart, etc.) would be removed.



## **STEP 2: walk, observe, and interact**

Walk (in pairs if you like) all through the place, carefully observing things you might have overlooked before. Stop and talk to people. Be friendly. Ask thoughtful questions to find out more about the people and place. Be ready for God to answer your prayers (from Step 1) by bringing you to “persons of peace” and maybe even spiritual topics of conversation.

## **STEP 3: re-gather to talk about what you saw**

- 1. Where do different types of people hang out?  
When? For how long?*
- 2. What seem to be the idols among these people?  
What do they orient their life around?  
What do they value highest?  
Who are their respected artists, icons, or heroes?  
What are some favorite topics of conversation?*
- 3. What possibilities or potential do you see here?*

## **NOTES FROM YOUR PRAYER WALK**



# PLANTING SEEDS

Reaching out with your message

## John 1: 35-50

<sup>35</sup> The next day John was there again with two of his disciples. <sup>36</sup> When he saw Jesus passing by, he said, “Look, the Lamb of God!” <sup>37</sup> When the two disciples heard him say this, they followed Jesus. <sup>38</sup> Turning around, Jesus saw them following and asked, “What do you want?” They said, “Rabbi,” (which means Teacher), “where are you staying?”

<sup>39</sup> “Come,” he replied, “and you will see.”

So they went and saw where he was staying, and they spent that day with him. It was about four in the afternoon. <sup>40</sup> Andrew, Simon Peter’s brother, was one of the two who heard what John had said and who had followed Jesus. <sup>41</sup> The first thing Andrew did was to find his brother Simon and tell him, “We have found the Messiah” (that is, the Christ). <sup>42</sup> And he brought him to Jesus. Jesus looked at him and said, “You are Simon son of John. You will be called Cephas,” (which when translated is Peter). <sup>43</sup> The next day Jesus decided to leave for Galilee. Finding Philip, he said to him, “Follow me.”

<sup>44</sup> Philip, like Andrew and Peter, was from the town of Bethsaida. <sup>45</sup> Philip found Nathanael and told him, “We have found the one Moses wrote about in the Law, and about whom the prophets also wrote—Jesus of Nazareth, the son of Joseph.” <sup>46</sup> “Nazareth! Can anything good come from there?” Nathanael asked.

“Come and see,” said Philip.

<sup>47</sup> When Jesus saw Nathanael approaching, he said of him, “Here truly is an Israelite in whom there is no deceit.”

<sup>48</sup> “How do you know me?” Nathanael asked. Jesus answered, “I saw you while you were still under the fig tree before Philip called you.” <sup>49</sup> Then Nathanael declared, “Rabbi, you are the Son of God; you are the king of Israel.”

<sup>50</sup> Jesus said, “You believe because I told you I saw you under the fig tree. You will see greater things than that.”



Circle the places where the word *come* is mentioned. What's different about each situation?

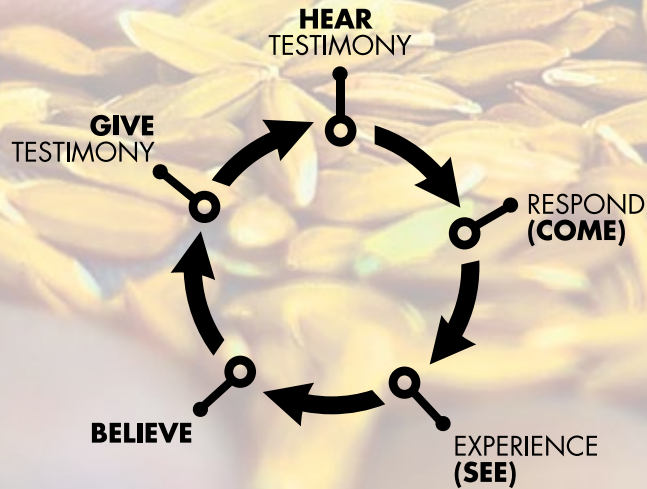
Circle the word *follow* wherever it occurs. Why do you think these people followed Jesus?

What happens when people spend time with Jesus?

How do people begin to really see Jesus? What is the pattern or process?

# COME AND SEE

The people in this scene come and see Jesus because they hear a testimony and are invited by someone they already know. When they spend time with Jesus, they start to see for themselves that the testimony is true. These new believers immediately go and find people in their relational networks and repeat the come and see pattern. Eventually, they decide to follow Jesus because they “see” his true identity—Teacher, Messiah, The One the prophets wrote about, Son of God, King of Israel. This is how Jesus, the Light of the world, began to reveal himself 2,000 years ago, and it’s still happening the same way today!



# WHAT ABOUT YOUR CAMPUS?

How will people at your campus become so impressed with Jesus, so convinced of his identity, that they change the whole trajectory of their lives and follow him? Through relationships! They’ll have to be invited by someone they already know and trust, to come and see for themselves what Jesus is all about.

Did Andrew, Peter, Philip, and Nathanael wait until they had a seminary degree before they told anyone else about Jesus? No! They immediately went and told people what impressed them about this man. Did they have all the facts, all the theology, or a church to bring people to? No! They simply said, “Just come and see for yourself.”

It doesn’t take an expert to point people to Jesus. It’s as simple as telling someone what your favorite TV show is—and inviting them to see for themselves.

## WOULD YOU LIKE SOMETHING AMAZING TO HAPPEN ON YOUR CAMPUS?

Would you like to see students from every place, ethnicity, and major begin to follow Jesus? Then you need to commit to becoming INVITATIONAL by nature. You need to be the most inclusive, welcoming, inviting group of people on campus.

By this point, you have a vision for what God wants to do on campus. You sense a calling to reach either the whole campus or a specific group or place within the campus. As you and your mission-partners cultivate the ground for planting, you have been praying, learning, exploring, and interacting with the people you've been sent to reach.

Now it's time to get the word out to others who might want to be a part of your mission. This isn't evangelism primarily (although God may bring seekers to you anyway!) but a wider invitation to any Jesus-followers who might be in your mission field, just waiting for someone (like you!) to get something going.

## WHO AM I LOOKING FOR?

### MISSIONAL CHRISTIANS (MCs)

Students who are intentionally following Jesus, and recognize his authority in their lives. They have the ability to influence others and are interested in being a part of God's mission on campus. They are looking for more than just a Christian club or support group. They want to become mission-partners with you.

### POTENTIAL MISSIONAL CHRISTIANS (PMCs)

Students who recognize Jesus' authority in their lives, but aren't actively seeking God's mission on campus. With the right challenges and support, they can become missional. Hopefully, they're open to your influence and leadership.

### SPIRITUAL SEEKERS (SS)

Students who are open and responsive to your invitations, even though they haven't come to faith in Jesus yet. They may be investigating what it could mean to follow him in your community. They may also be quite influential in their networks of friends.



# CRUCIAL NEXT STEP

## ASSESS YOUR NETWORKS

Draw a chart that shows the places you frequently go and the relationships you have there. Think of all the networks you have on campus (page 15 has a list of typical places where you might have connections). It's best to do this with your mission-partners so you can talk about all the networks you are connected with. Refer to page 82 in the tools section for an example of the chart.

See your networks through God's eyes! These aren't just random people you happen to intersect with while you go about your business. God has put them in your life for a reason. You have some role to play in their lives, and they have a role to play in yours.

## DISCUSS WITH YOUR MISSION TEAM

What does your chart show you about your networks on campus? Are you surprised by how many people you know? What connections can you draw between networks?

The people in your relational network are probably connected to other important social groups. You can draw other circles around their name to show those networks.

Look over the whole chart and write the initials:

**MC** next to the missional Christians  
**PMC** next to the potential missional Christians  
**SS** next to any spiritual seekers

If God is calling you to reach a particular part of the campus, how many people do you and your mission-partners know there? You should make a separate list of those names (and contact info if you have it) so that you can plan your next steps with those people!

# IDEAS FOR FINDING PEOPLE

**PERSONALLY INVITE** all the MCs and PMCs to get involved. Share your vision with them—this is crucial. You are not simply inviting them to join some nice little Bible study. You are inviting them into a mission that will reach part (or all) of the campus! Take them on a prayer walk with your mission team to help them see the campus through God’s eyes.

Introduce your networks to each other. This is an excellent way to build more partnerships and help new people become involved in your vision. You don’t have to arrange formal events for this to happen—it can be simple, informal, and spontaneous if you like. See this as an opportunity to bond with people in your networks and look for opportunities that God gives you to invite people to take a step forward in their faith and discipleship. Consider:

- going to a sports event on campus
- shopping
- a study session
- lunch
- a hangout at your apartment with some crazy-good food
- board games, ultimate Frisbee, or any fun activity
- working out
- road trip

**GO PUBLIC.** There are probably others on campus that would be inspired by your vision but aren’t in your networks yet. You and your mission partners can get the word out in a more visible way. Here are some ideas:

- Write about your vision and mission and post it on Facebook. Also post links on other campus Facebook pages.
- Post flyers on public kiosks and in places where people gather.
- Put an ad in the campus paper.
- Create a display that advertises your group. You will probably need to reserve a table or advertising space with the appropriate office. Make some cool flyers (4 to a sheet) to hand out to people. Be sure to have a clear plan for how you’ll get contact information and follow up with people within 48 hours. Pre-printed postcards, flyers, and banners plus logos are available at the 2100 site: [2100.intervarsity.org/resources](http://2100.intervarsity.org/resources)
- Ask your RA, coach, instructor, or other person in authority if you can make an open invitation to your floormates, teammates, classmates, etc.
- Look around campus at how other groups and events are being publicized and learn from the effective ones!

## NOTES



# PRODUCING FRUIT

Leading a missional group

# THE PLANTER

## Mark 4: 1-10, 13-20

<sup>1</sup> Again Jesus began to teach by the lake. The crowd that gathered around him was so large that he got into a boat and sat in it out on the lake, while all the people were along the shore at the water's edge. <sup>2</sup> He taught them many things by parables, and in his teaching said:

<sup>3</sup> "Listen! A farmer went out to sow his seed. <sup>4</sup> As he was scattering the seed, some fell along the path, and the birds came and ate it up. <sup>5</sup> Some fell on rocky places, where it did not have much soil. It sprang up quickly, because the soil was shallow. <sup>6</sup> But when the sun came up, the plants were scorched, and they withered because they had no root. <sup>7</sup> Other seed fell among thorns, which grew up and choked the plants, so that they did not bear grain. <sup>8</sup> Still other seed fell on good soil. It came up, grew and produced a crop, some multiplying thirty, some sixty, some a hundred times." <sup>9</sup> Then Jesus said, "Whoever has ears to hear, let them hear."

<sup>10</sup> When he was alone, the Twelve and the others around him asked him about the parables. <sup>13</sup> Then Jesus said to them, "Don't you understand this parable? How then will you understand any parable? <sup>14</sup> The farmer sows the word. <sup>15</sup> Some people are like seed along the path, where the word is sown. As soon as they hear it, Satan comes and takes away the word that was sown in them. <sup>16</sup> Others, like seed sown on rocky places, hear the word and at once receive it with joy. <sup>17</sup> But since they have no root, they last only a short time. When trouble or persecution comes because of the word, they quickly fall away. <sup>18</sup> Still others, like seed sown among thorns, hear the word; <sup>19</sup> but the worries of this life, the deceitfulness of wealth and the desires for other things come in and choke the word, making it unfruitful. <sup>20</sup> Others, like seed sown on good soil, hear the word, accept it, and produce a crop—some thirty, some sixty, some a hundred times what was sown."



Think for a minute—why does any farmer plant seed? What is the desired result from that work?

What do you notice about the way the farmer plants in this parable? Why isn't he more choosy about where he throws out seed?

What do you think this parable has to do with the large crowd that is listening to Jesus teach?

Jesus explained the parable to his disciples later. Why are the different types of soil a good way to describe the way people hear Jesus?

Under each type of soil/person, write what happens to the seed/word that is planted/spoken to them.

Under the first three types, write the reason why that person was not able to produce anything with the word they received. How do you think this happens with people today?

Path	Rocky	Weeds	Good

What's different about the good soil/people? What do you think it takes to be that kind of listener to Jesus' word?

What kind of soil do you think the disciples were?  
What do they do in this passage that supports  
your opinion?

What do you think it means to “produce a crop”  
from the word that you’ve been given already?  
What are your favorite ways to do it?

Jesus told this parable to a large crowd of people,  
and there must have been a variety of reactions  
to it. Based on the parable itself, what do you  
think happened?

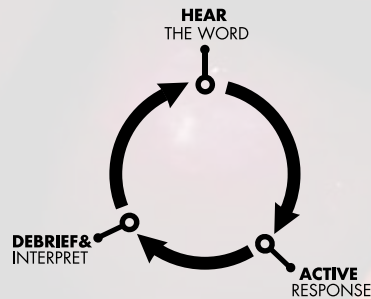
## HERE'S THE GOTCHA

The fact is you cannot hear this parable without becoming personally involved in it! As soon as you read it, you become one of the soils. Gotcha. What are you willing to do with the word that Jesus has spoken? How will your newly formed group become a community that the word thrives in and produces a crop that's 30, 60, or 100 times?

# FORMING A COMMUNITY THAT FOLLOWS JESUS INTO MISSION

To be good, receptive, and responsive soil, we need to do more than just hear (or study) the Word. All the soils/people in Jesus' parable heard the same message, but only a small minority actually produced what the farmer intended with it. Hearing is only part of the process—responding to it actively, practically, and creatively is the crucial next step to hearing. The Word takes root in our lives and begins to grow stronger as we apply it in our own context. Finally, we need to live this out with a community of “good soil” people around us. That is what this handbook is designed to help you start—a community following Jesus into mission. That's how the Word becomes wildly productive.

## 3 ELEMENTS OF A MISSIONAL COMMUNITY



The disciples are HEARING Jesus' teaching, discussing it with each other and with him.

They DO SOMETHING IN RESPONSE.

They re-gather to DEBRIEF AND INTERPRET their experiences together, which leads to greater understanding.

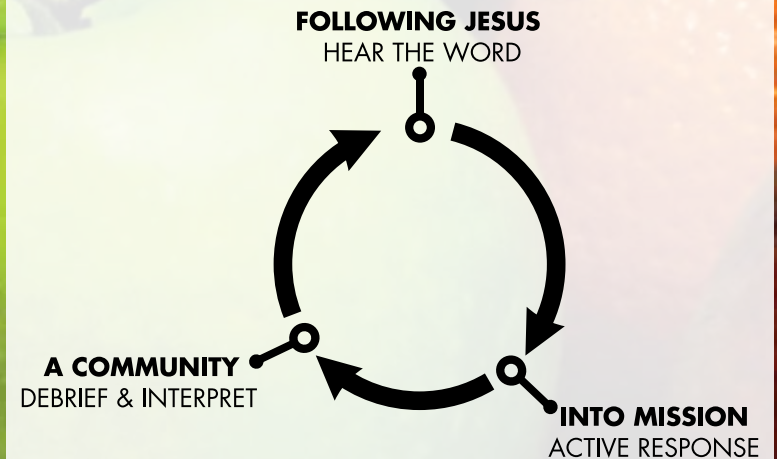
## TRY THIS

Look up these passages and see if you can find the three elements of missional communities:

Mark 10:17-31  
Luke 5: 1-11  
Luke 9:1-6, 10-11

John 2:1-11  
Acts 2: 42-47

# THE DISCIPLESHIP CYCLE



Jesus developed disciples by teaching them, taking them into missional experiences, and interpreting those experiences so that they could have greater understanding. This simple but powerful pattern is the DNA of discipleship. Each part is absolutely necessary. They feed and need one another. Hearing the Word inspires an active response. Without it, we'll miss the concrete transformation that the Word is meant to produce. Once we put Jesus' teaching into practice, we see the Kingdom of God becomes real. But we need to share our experiences, questions, and realizations with mission partners, seeking God in prayer to know what our next steps should be.

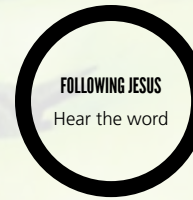
Which of these three elements do you need more of in your life?

**THE DISCIPLESHIP CYCLE** is not only a pattern for your personal growth as a follower of Jesus, but it is your best framework for leading a missional community on campus.

If you've been using this handbook so far to gather like-minded mission partners, you already have the beginnings of a missional community. If you have at least six people on board with you, you're probably already doing some of this cycle and are ready to launch! If you follow Jesus' pattern for your group, you'll find it's clear and simple, but powerful enough to produce 30, 60, and 100 times more disciples.

**THE DISCIPLESHIP CYCLE DIAGRAM** shows, in simplest form, how the pattern works for groups. Each step of the cycle can be thought of as an activity. You can plan to emphasize one part each time you're together, but you'll often be able to integrate the other two parts in smaller ways as well.

# A COMMUNITY FOLLOWING JESUS INTO MISSION



- Scriptural learning
- Prayer
- Committing to a practical response
- Asking "Who, how, when?"



- Might be immediately after reading/discussing Scripture or as a take-home experiment everyone does before the next time you meet
- Can be creative and fun
- Risk causes growth! Do something that takes you out of your comfort zone.



- Share stories from your experience. Is God showing you anything?
- What did this have to do with your mission/calling/role in God's work on campus?
- What's next? Where do you go from here?
- Who else can you picture being excited about this next move?
- Be thankful. Celebrate what God is doing.



# CRUCIAL NEXT STEP

PLAN A DISCIPLESHIP CYCLE (blank copies of this worksheet in the tools section)

NOTES

## FOLLOWING JESUS

Hear the word

What Kingdom value or skill do you want to develop? How will you use Scripture and prayer to ground it?

*Mark 4: 1-10, 13-20*

*Value: Being good soil. We'll pray to remove the "weeds" and "rocks" in our hearts.*

*Skill: We'll learn how to "scatter the word" like Jesus.*

## INTO MISSION

Active response

What missional experience will you use to apply the Scripture and prayer?

*Idea: each of us name 3 people we will share the parable of the farmer with to see what kind of soil they think they are. Then invite them to join us next week. Or start a GIG with them.*

## A COMMUNITY

Debrief & interpret

How and when will you gather to share, debrief, and interpret the experience?

*We'll debrief at our next meeting. I'll use the questions on p. 57. We'll talk and pray about any follow-up steps with people we discussed the parable with.*



# MAKING APPRENTICES

Preparing workers for the harvest

“While disciple is a brilliant word (and a word used by Jesus himself), it often does not mean to us what Jesus meant when he used it. I believe that disciple is a ruined word. When Jesus called people into discipleship, he was calling them for and preparing them to accomplish a mission.”  
“Discipleship in the church today has more to do with consuming cognitive content than it has anything to do with missional action.”

“We love using the word apprentice, because it conveys the idea that the person in that role is aspiring to something more. They are being trained for something that they will be sent to do.”

Dave and Jon Ferguson, *Exponential*

**As you read the following passage, put yourself in the disciples' (APPRENTICES') shoes. What would you be thinking about as an APPRENTICE of Jesus?**

### Mark 5:21-43

<sup>21</sup> When Jesus had again crossed over by boat to the other side of the lake, a large crowd gathered around him while he was by the lake. <sup>22</sup> Then one of the synagogue leaders, named Jairus, came, and when he saw Jesus, he fell at his feet. <sup>23</sup> He pleaded earnestly with him, “My little daughter is dying. Please come and put your hands on her so that she will be healed and live.” <sup>24</sup> So Jesus went with him.

A large crowd followed and pressed around him. <sup>25</sup> And a woman was there who had been subject to bleeding for twelve years. <sup>26</sup> She had suffered a great deal under the care of many doctors and had spent all she had, yet instead of getting better she grew worse. <sup>27</sup> When she heard about Jesus, she came up behind him in the crowd and touched his cloak, <sup>28</sup> because she thought, “If I just touch his clothes, I will be healed.” <sup>29</sup> Immediately her bleeding stopped and she felt in her body that she was freed from her suffering. <sup>30</sup> At once Jesus realized that power had gone out from him. He turned around in the crowd and asked, “Who touched my clothes?” <sup>31</sup> “You see the people crowding against you,” his disciples answered, “and yet you can ask, ‘Who touched me?’” <sup>32</sup> But Jesus kept looking around to see who had done it. <sup>33</sup> Then the woman, knowing what had happened to her, came and fell at his feet and, trembling with fear, told him the whole truth. <sup>34</sup> He said to her, “Daughter, your faith has healed you. Go in peace and be freed from your suffering.”

<sup>35</sup> While Jesus was still speaking, some people came from the house of Jairus, the synagogue leader. “Your daughter is dead,” they said. “Why bother the teacher anymore?” <sup>36</sup> Overhearing what they said, Jesus told him, “Don’t be afraid; just believe.” <sup>37</sup> He did not let anyone follow him except Peter, James and John the brother of James. <sup>38</sup> When they came to the home of the synagogue leader, Jesus saw a commotion, with people crying and wailing loudly. <sup>39</sup> He went in and said to them, “Why all this commotion and wailing? The child is not dead but asleep.” <sup>40</sup> But they laughed at him. After he put them all out, he took the child’s father and mother and the disciples who were with him, and went in where the child was. <sup>41</sup> He took her by the hand and said to her, “Talitha koum!” (which means “Little girl, I say to you, get up!”). <sup>42</sup> Immediately the girl stood up and began to walk around (she was twelve years old). At this they were completely astonished. <sup>43</sup> He gave strict orders not to let anyone know about this, and told them to give her something to eat.



As a synagogue leader, Jairus is an important figure in Jewish society. What do you see in him from the way he approaches Jesus?

Along the way, another desperate person approaches Jesus. How would you compare her status and situation to Jairus'? What do you see in her from the way she approaches Jesus?

According to Jewish law, this woman's condition would cause her and anyone she touched to be considered "unclean." How does this help us understand why she's trembling with fear when Jesus insists on finding out who touched him?

How do you think she felt when she heard Jesus' response? How do you think Jairus felt?

List all the actions/reactions of the people from Jairus' household. What do you see in them?

Look at who Jesus takes with him to where the girl is. What reasons can you think of for doing this?

Imagine you are one of the three disciples/apprentices chosen to go in. How would you feel about that? What would it signify to you?

Soon after this, Jesus sent his disciples out in pairs to preach, heal, and cast out demons. How did this scene with Jairus and the woman prepare them for their assignment?

### **THINK ABOUT THE WHOLE SCENE**

How do you see Jesus using the discipleship cycle to develop apprentices?

1. How did Jesus teach his apprentices?  
What should they be learning from the things he said?
2. How are they practicing what he taught?
3. When did they gather to debrief what they saw and experienced?



# CRUCIAL NEXT STEP

## CHOOSE YOUR APPRENTICES

As your mission team grows, it's vital that you (and any co-leaders you have) identify people you can invite to become your apprentices. They should join you in any missional activity you do, so they can observe you in action. Through debriefing and discussing these experiences, they will gain a deeper understanding of what it means to be missional and how that is part of what God is doing on campus.

## 3 THINGS TO KEEP IN MIND

**Apprenticeship is temporary.** While your apprentice should learn alongside you, they are not your permanent co-leader. The goal is to prepare them for leading a new mission team in some other place.

**Do not force it.** If there isn't someone who seems ready for apprenticeship, keep looking and wait for the right time.

**Look for "good soil."** Choose people who will respond to Jesus' word.

## WHAT QUALITIES SHOULD YOU LOOK FOR IN AN APPRENTICE?

**Teachable.** They must be interested in learning from you. They need to be able to accept helpful feedback without being defensive.

**Adventurous.** They must be willing to try new things, go to unfamiliar places in order to reach out to people, and be in situations that feel challenging or test their faith.

**Influential.** They should have several relationships with other people and groups on campus and have some level of credibility with them.

**Sincere.** Your apprentices should be attracted to the vision of what God is doing on campus—not your physical appearance, charisma, or some kind of peer recognition.

When you think about these four qualities, does anyone in your mission team come to mind? List their names in the following grid and plan your next steps.

<b>NAME</b>	<b>INVITE</b> How will you invite them? What is the vision you're inviting them to?	<b>INVEST</b> Plan a Discipleship Cycle you can do with them.	<b>INFLUENCE</b> Who can your apprentice begin to influence?

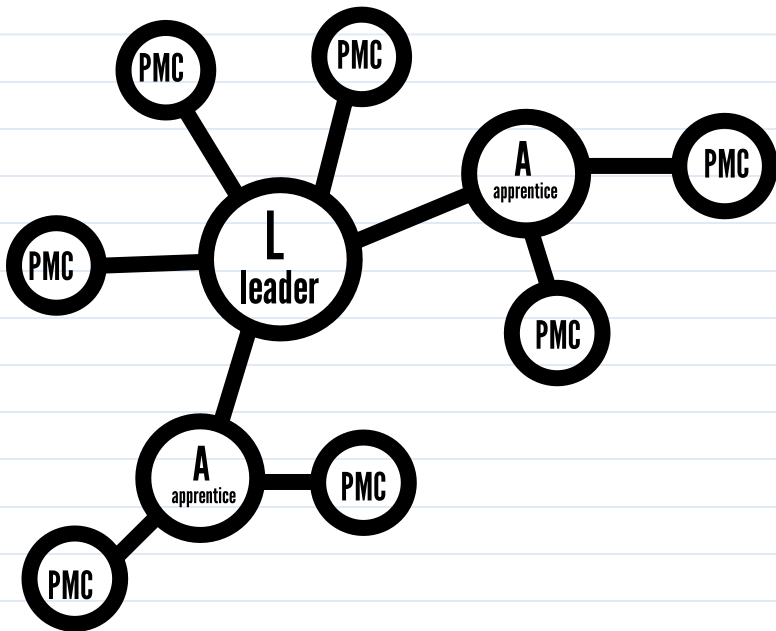
Fergusons' book, *Exponential*, offers a helpful way to think about the process for developing apprentices. You can see how over time, an apprentice gradually moves from being an observer to a practitioner to an apprentice-maker (or leader) themselves!


1. I do. You watch. We talk.
2. I do. You help. We talk.
3. You do. I help. We talk.
4. You do. I watch. We talk.
5. You do. Someone else watches.

## WHEN IS AN APPRENTICE READY TO GRADUATE?

An apprentice should launch their new mission when they have shown they can lead others (both individuals and a group) through DISCIPLESHIP CYCLES. This involves the ability to teach from Scripture, demonstrate to others how to respond to Scripture with missional actions, interpret missional experiences for deeper understanding of the Kingdom, and determine steps to build more momentum.

### MISSIONAL GROUP





# MULTIPLICATION

Releasing new leaders to plant missional groups on campus

“STILL OTHER SEED FELL  
ON GOOD SOIL  
IT CAME UP, GREW  
AND PRODUCED A CROP  
SOME MULTIPLYING THIRTY,  
SOME SIXTY, SOME A HUNDRED TIMES.”  
THEN JESUS SAID, ‘WHOEVER  
HAS EARS TO HEAR,  
LET THEM HEAR.’”

MARK 4: 8-9

## HEALTHY PLANTS REPRODUCE

The genius of plant life is that every seed contains the DNA needed to produce a healthy plant, which in turn produces multiple new seeds. Through the cycle of reproduction, plants naturally multiply—it is their nature to do so. Only unhealthy plants fail to reproduce.

The parable of the Kingdom in Mark 4 promises that, in good soil, the seed (Word) of Jesus will produce a crop that multiplies 30, 60, or even 100 times what was originally planted. The implications are exciting—it means that every believer who receives the Word of Jesus and responds to his teaching carries the DNA to reproduce the life-changing impact of the Word many times over.

That means that every person in your mission group who demonstrates the characteristics of “good soil” has the **potential** (that’s why we call them potential missional Christians) to influence **many** other people with the teachings of Jesus and reproduce themselves. Jesus’ parable is as much about how the Kingdom of God grows as it is about an individual’s spiritual growth.

“In some mysterious way, when we are incorporated into God’s family, we all seem to become ‘seeds’ bearing the full potential of God’s people within us. If you or I were blown like a seed into different fields, God could create a Jesus community out of both of us.”

Alan Hirsch, *The Forgotten Ways*

## WHY DON'T WE SEE MULTIPLICATION HAPPENING VERY MUCH?

Some Christian groups or Bible studies are formed with the purpose (whether explicitly stated or not) of providing a safe, supportive place for Christians to bond with each other. These groups may occasionally discuss the idea of reaching out, but in practice, they aren't following Jesus into mission. The highest value is preserving the trust and familiarity within the group. Since sharing the Word/teachings of Jesus with others outside their group involves risk, there is very little "re-seeding." Believe it or not, you can make yourselves really busy just building community with each other.

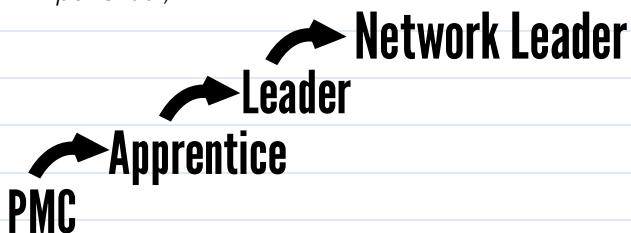
Earlier, we defined a missional group as "a community following Jesus into mission." Unfortunately, many groups are started that lack a true missional purpose. They are "a community talking about Jesus with the door closed."



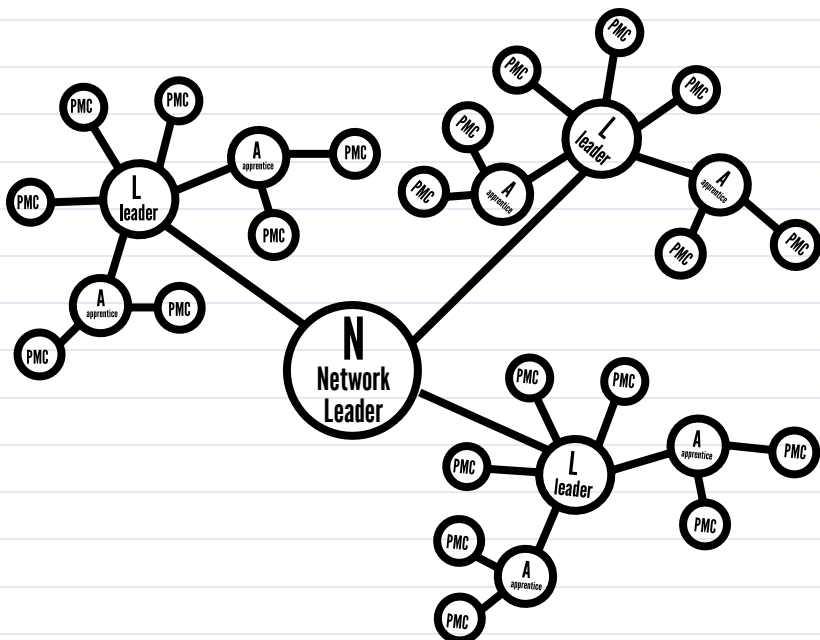
# MULTIPLYING YOUR DNA

## THE LEADERSHIP PATH

Here is a diagram of a leadership path that will help you reproduce the DNA of your missional group (adapted from *Exponential*):



As your DNA multiplies, a network of like-minded missional adventurers will form. Maybe it will look something like this:





## HOW CAN MY MISSIONAL GROUP MULTIPLY?

**keep using the DISCIPLESHIP CYCLE** to help PMCs become fully engaged Missional Christians. As you lead your missional group, make sure that you always connect the three parts: Hear The Word / Active Response / Debrief & Interpret. Leaving any one of them out will cause you to lose momentum.

**develop apprentices** with the vision for starting a new mission group in the next "field." Apprentices should be taking other PMCs through DISCIPLESHIP CYCLES to develop their leadership skills.

### When they are ready...

give them a copy of this handbook and help them get started. This might mean asking if anyone else in your group wants to partner with them.

Become their coach as they work through the steps in the handbook. You might want to set up a regular time to meet with them to (you guessed it) debrief and interpret their experiences and help them plan next steps. You should coach no more than three leaders at a time.

The pattern of Kingdom Life is repeated! Congratulations, the gospel is multiplying and you're a Kingdom leader.

-Shawn and Serene



# TOOLS

Equipping you to see great things happen

A master craftsman invests a lot of time into learning about each tool in their tool belt, and developing the skills to wield them.

Jesus, teach me to use Kingdom building tools.  
Teach me to wield them with skill and wisdom.

## **BIG STORY GOSPEL PRESENTATION**

Equip yourself and your mission group for sharing the good news by learning The Big Story gospel outline.

**Download the free app for iOS and Android:**

[urlgeni.us/bigstoryapp](http://urlgeni.us/bigstoryapp)



**Watch the tutorial video:**

[evangelism.intervarsity.org/how/gospel-outline/big-story-tutorial-video](http://evangelism.intervarsity.org/how/gospel-outline/big-story-tutorial-video)



**Buy the booklet:**

[store.intervarsity.org/big-story-gospel-presentation-tool.html](http://store.intervarsity.org/big-story-gospel-presentation-tool.html)

## **GIG GUIDE**

Train your whole group to start a Group Investigating God (GIG). Every PMC should try leading a GIG with their non-Christian friends!

**Download the PDF:**

[evangelism.intervarsity.org/how/gigs/gig-guide](http://evangelism.intervarsity.org/how/gigs/gig-guide)

**Buy the hard copy:**

[store.intervarsity.org/gig-guide.html](http://store.intervarsity.org/gig-guide.html)

**Find more GIG studies & tips for GIG leaders:**

[evangelism.intervarsity.org/how/gigs](http://evangelism.intervarsity.org/how/gigs)



## **INTERVARSITY EVANGELISM WEBSITE**

Find hundreds of tips and resources for sharing your faith at [evangelism.intervarsity.org](http://evangelism.intervarsity.org). For example,

### **Share your testimony:**

[evangelism.intervarsity.org/how/conversation/30-minutes-shareable-testimony](http://evangelism.intervarsity.org/how/conversation/30-minutes-shareable-testimony)



### **Use Pocket Proxes:**

[evangelism.intervarsity.org/how/proxe-station/6-reasons-proxe-stations-are-great-evangelism](http://evangelism.intervarsity.org/how/proxe-station/6-reasons-proxe-stations-are-great-evangelism)

### **Improve your spiritual conversations:**

[evangelism.intervarsity.org/how/conversation/how-not-speak-christianese](http://evangelism.intervarsity.org/how/conversation/how-not-speak-christianese)

### **Answer tough questions:**

[evangelism.intervarsity.org/how/apologetics/conversation-stoppers-series](http://evangelism.intervarsity.org/how/apologetics/conversation-stoppers-series)

## **BIBLE STUDY RESOURCES ONLINE**

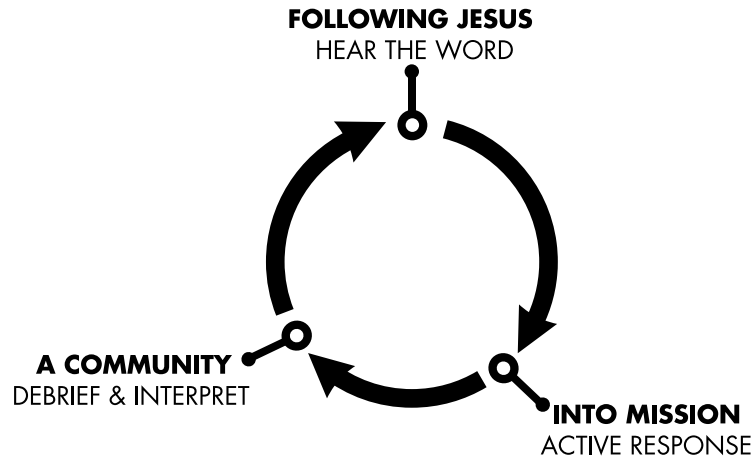
[intervarsity.org/bible-studies/](http://intervarsity.org/bible-studies/)

## **MORE DISCIPLESHIP CYCLES**

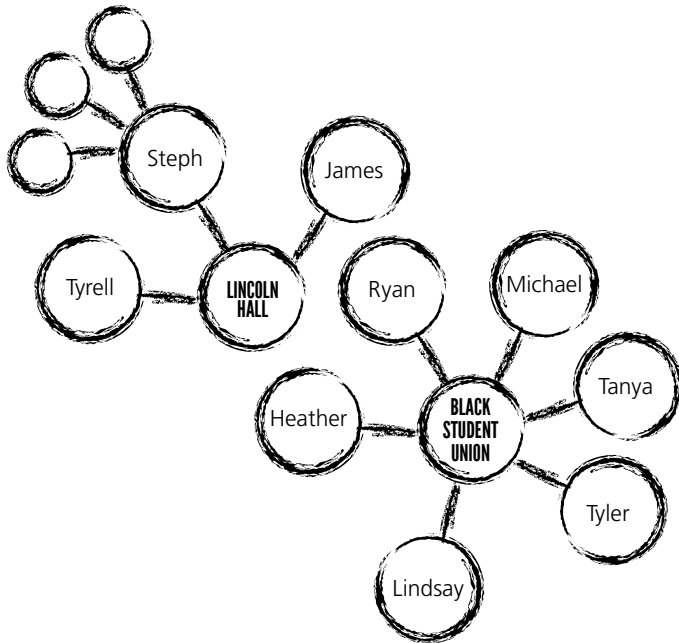
**Get more examples of great missional discipleship cycles you can use:**

[collegiateministries.intervarsity.org/chapter-planting/discipleship-cycle](http://collegiateministries.intervarsity.org/chapter-planting/discipleship-cycle)

# THE DISCIPLESHIP CYCLE

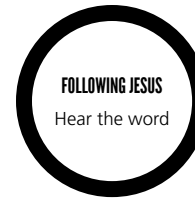


# EXAMPLE OF A NETWORK CHART



# PLANNING WORKSHEET

(please make copies)



What Kingdom value or skill do you want to develop? How will you use Scripture and prayer to ground it?

---

---

---

---

---

---

---

---



What missional experience will you use to apply the Scripture and prayer?

---

---

---

---

---

---

---

---

---

---

---

---



How and when will you gather to share, debrief, and interpret the experience?

---

---

---

---

---

---

---

---

**INTERVARSITY**